

SATISFACTION GUARANTEED

Thumbtack



4.8 Star Review Rating



EXPERIENCE THE
PRO DRY
FLOOR CARE
DIFFERENCE

2 Areas—\$100.00

3 Areas—\$150.00

4 Areas—\$200.00

5 Areas—\$250.00

6 Areas—\$300.00

7 Areas—\$350.00

8 Areas—\$400.00

9 Areas—\$450.00

DEEP TRAFFIC PRE-SCRUB

\$20 Per Area

For heavy staining and dark traffic areas



TOPICAL PET TREATMENT

\$35 Per Area

For less severe pet odor issues

PET URINE FLUSH

\$50 Per Gallon of Treatment

* **\$100 minimum charge—2 Gallon Minimum**

Recommended for mid level pet odor issues.

PET HAIR EXTRACTION

\$20 Per Area

Shedding Dog? We've got the answer!

HARDWOOD FLOOR CLEANING

\$1.00 per sq. ft. deep cleaning

\$0.50 per sq. ft. apply protective finish

TILE & GROUT CLEANING

\$1.00 per sq. ft.

\$0.75 per sq. ft seal and protect

APPLY CARPET PROTECTION

\$40 Per Area

\$200 Whole House

Includes -

**1 Year Worry Free Guarantee
On Food & Drink Spills**



2 Areas & Hall / \$125.00 Minimum

150 square feet = 1 Area * Each additional area is \$50.00 * Set of Stairs = 1 Area
Rooms, Halls and Closets will be measured and divided by 150 to get final area count.

Upholstery Cleaning

Thumbtack



4.8 Star Review Rating



EXPERIENCE THE
PRO DRY
FLOOR CARE
DIFFERENCE



7 Seat Sectional Sofa

\$229 Standard Cleaning



6 Seat Sectional Sofa

\$199 Standard Cleaning

* Throw Pillows are \$5 per



4 Seat Sectional Sofa

\$169 Standard Cleaning



Standard Sofa

\$119 Standard Cleaning



Standard Loveseat

\$99 Standard Cleaning



Recliner

\$79 Standard Cleaning

Chair Types and Prices



\$69 Standard Cleaning



\$29 Standard Cleaning



\$19



\$10



Large Ottoman

\$39 Standard Cleaning



Standard Ottoman

\$19 Standard Cleaning



**Add Fabric Protection for
\$10 per seat!**

Pet Treatments

Thumbtack



4.8 Star Review Rating

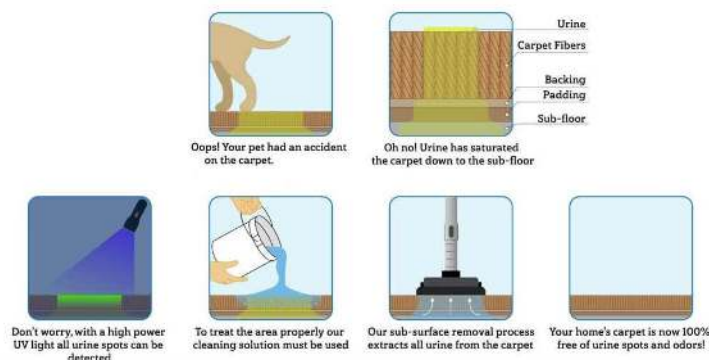


EXPERIENCE THE
PRO DRY
FLOOR CARE
DIFFERENCE

Do You Need Pet Odor Removal?

If you have pets, then you know about odor! We all love our pets, but want to find a way to live without the odor that goes with them. **Pro-Dry Floor Care** has the experience needed to help our clients deal with the smell that comes with Pet Odor. The most common smell that happens is from urine. Urine Removal takes knowledge in what causes the odor and how to remove it.

The most common mistake people make in dealing with pet urine is trying to use a fragrance to cover the smell. The chemistry of pet odor is too strong to be masked by another fragrance. When a pet urinates on the carpet the majority of the urine salts pass through the carpet into the pad and subfloor. Carpet cleaning alone cannot remove this type of pet odor.



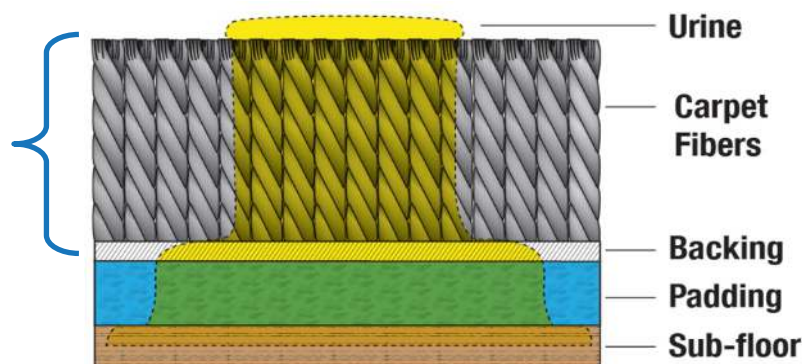
Facts About Urine in Your Carpet

- As soon as a pet urinates on the carpet, the warm acidic liquid immediately becomes a breeding ground for bacteria.
- The acidic urine begins to oxidize on the carpet fibers creating a color change, which can often be permanent.
- The urine spreads and gravitates down into the pad and sub-floor. It is important to determine where it has spread.
- Once urine begins to dry, the moisture evaporates and microscopic salts and crystals are formed. These urine crystals remain in your carpet, pad and floor.
- The crystals and salts react to humidity in the air. Any humidity level changes cause the crystals and salts to give off a heavier urine smell. This often occurs in the summer when it is humid and in the winter when the home heater is on.
- Urine smells last for years in carpet. In order to eliminate the odor, the crystal and salt deposits must be permanently deactivated.
- Male animals urinate around the perimeters and females urinate in open areas. Both often repeat urination in the same areas.
- Determining the total amount of urine in the carpet is critical in order to ensure the Pet Treatment Procedure is effective.

Topical Pet Treatment

With a topical treatment, only the upper portion of the urine is treated. For milder cases, this will reduce the odors to an acceptable level and remove the pet stains.

While this process can be effective, we cannot guarantee the spots or odors will not come back as we are leaving the urine in the padding. This can cause the urine to wick to the surface over time and the odors and stains can reappear. If this happens we can return to flush the areas at an additional cost.



Pet Treatments

Thumbtack



EXPERIENCE THE
PRO DRY
FLOOR CARE
DIFFERENCE

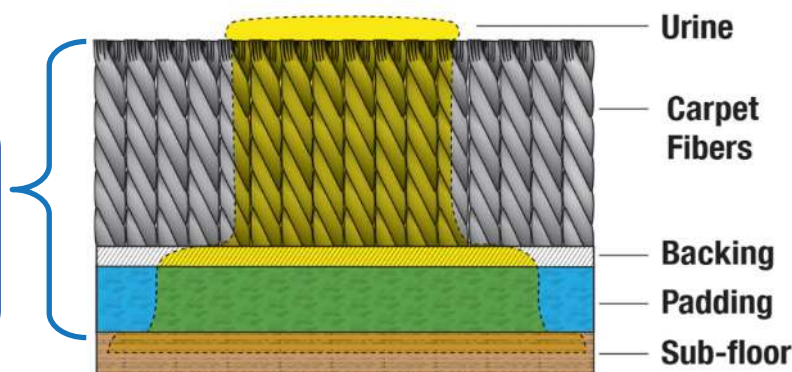
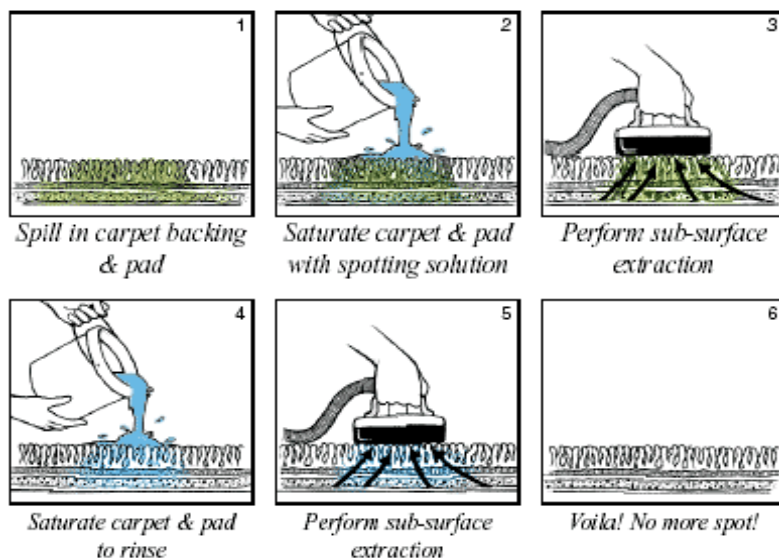
Pet Urine Flush

When your pet has an accident, the urine fluids have traveled through the carpet and into the padding. When the urine dries, it dries into urine crystals which at times can go unnoticed, but during high humidity the odor can return. This is due to the moisture in the air reactivating the urine. To get rid of this a flush is required to remove the urine from the carpets pad and backing. While more expensive, it is also more effective and if needed we will retreat any area we have previously treated at no cost if the odor or stain returns.

Dog urine removal is much easier than cat urine removal because of the difference in how they process water. You will also find that the female pets tend to use the middle of the floor, while males tend to go near walls and furniture.

The most effective way to remove the stains and odors caused by pet accidents is to flush the area with our specialized pet urine odor eliminator. It's the only way to get to the urine that has settled into the carpets padding.

The diagram shows how the pet urine settles in your homes carpets. You can see most of the urine is in the pad.



Pet Hair Extraction

Carpet is designed to hide things like dirt and pet hair. Even with regular vacuuming dirt and hair remain trapped in the carpets fibers. With the use of our counter rotating brush machine we are able to lift the pet hair to the surface of the carpet so that it can be removed.

If your pet sheds it is highly recommended that you have us do this extraction to remove as much hair from your carpets as possible for the best cleaning results.



OdorXit Kit

Accidents happen in between cleanings. To help prevent the returning odor, you need a solution that will kill the bacteria that causes those odors. Our OdorXit Kit will help you fight those odors from those occasional accidents.

The kit comes with one 16 oz. ready to use bottle of OdorXit and a 4 oz. bottle of concentrate that will make 8 more bottles.

Today's Price: \$40.00

SameDay Specials

Thumbtack



4.8 Star Review Rating



EXPERIENCE THE
PRO DRY
FLOOR CARE
DIFFERENCE



\$149



Tile and Grout Cleaning

Have the Tile Floors in your Kitchen and Foyer cleaned.
(Up to 200 sf) Regular Price is \$200. Save \$50!!!
Standard Cleaning Only.
Special does not apply to natural stone or marble floors.



\$149



Hardwood Floor Cleaning

Have the Hardwood Floors in your Kitchen and Foyer
cleaned and protected. (Up to 150 sf)
Regular Price is \$225. Save \$75!!!

Standard Cleaning Only.

Special does not apply to floors with build up of acrylic wax products like
Mop and Glo or Bona.



\$149

Sofa and Loveseat Cleaning



Have your sofa and loveseat cleaned and deodorized.
Regular price is \$218.00. Save \$69!

Carpet Protection

Thumbtack



4.8 Star Review Rating



EXPERIENCE THE
PRO DRY
FLOOR CARE
DIFFERENCE

\$40

Per Area

Stairs count as 1 Room

\$200

Whole House

Includes Stairs

BENEFITS OF ADDING PROTECTION

- **Durability and Protection** * Carpet protection will extend the life of your carpet. Your carpet will be better protected from water, dirt, mold and bacteria. Carpet protection will save you money in the long run.
- **Easier Cleaning** * Dry soil, acid dyes and liquid spills can cause serious damage to your carpet. Soil is abrasive and can quickly ruin your carpet's appearance. However, it will be a lot easier for you to clean up the dry soil if you have carpet protection as it does not allow dirt to attach to the fibers.
- **Improve Appearance** * Because carpet is walked on every day, it may not take long for it to get a dingy appearance. Not only does a carpet protection keep stains from getting into the carpet, but it will also protect your carpet's appearance and preserve the color.
- **Helps Prevent Odors** * Spills and stains can leave odors even if you clean them up. Stains from your carpet can have the entire room smelling bad. Protection will keep the rooms in your home smelling fresh.
- **Improves Indoor Air Quality** * Poor indoor air quality can contribute to health problems. Carpet protection will help improve indoor air quality by preventing mold, allergens and dust from accumulating in your carpet. You will also not have to worry about using harmful cleaning products.
- **Cost Effective** * The cost of getting carpet protection can vary. However, it is relatively inexpensive, and the money that you invest in it will be well worth it. You will need to have a carpet protection applied once per year.

Even if you have carpet protection, it is still important for you to have your carpet cleaned by a professional at least once a year. If you'd like, schedule next years appointment with your technician today!

BOOK IN ADVANCE AND SAVE 10% ON YOUR NEXT CLEANING!

FREE 12 Month Spot and Spill Warranty

That's right, if you spill any food or drink on the carpet we protect today, we will come out and clean the stain for you for free. If we can't get it out we will refund the upgraded cost for protection.

Maintain the Investment in Your Carpet for Years to Come!

BONUS

Pricing Worksheet



Square Footage of Areas to be Cleaned:

**Square Footage
Divided by 150:**

+

**# Sets of
Stairs**

=

**Final Area
Count**

Standard Cleaning Price:

Final Area Count * \$50.00 Per Area

Recommended Cleaning



Deep Traffic Pre-Scrub

\$20.00 Per Area

Pet Hair Extraction

\$20.00 Per Area

Topical Pet Treatment

\$35.00 Per Area

Pet Urine Flush

\$50.00 Per Gallon—\$100.00 Minimum
2 Gallon Minimum

Areas

\$ Price

Recommended Cleaning Price:

Standard Cleaning Plus Recommendations

Carpet Cleaning

Add Ons

Protection

Applied Discount

+

+

-

Today's Total:

+

=

Includes 7% Sales Tax